



**Report to the
2017 Annual General Meeting
of
Action Learning, Action Research
Association Inc.**

ALARA Management Committee

Report Structure

**Part 1:
Overview of strategic
achievements**
ALARA Strategic Plan 2015-2020

**Part 2:
Presidents Report**

2a) Presidents report

2b) Australasian Vice President

2c) International Vice President

**Part 3
Working Groups**

3a) Web Services

3b) Publications

3c) Membership & Marketing

**Part 4:
Treasurers Report**

3d) Streams

PART 1: OVERVIEW OF ACHIEVEMENTS



Status report on ALARA Strategic
Plan 2015-2020

➤ **Strategic Plan, conducted during 2014, produced three key themes**

- 1) ALARA identifies one or more significant financial benefactors, who are willing to engage in strategic alliances or joint ventures to further ALARA's aims and grow its recognition and membership base within the AL / AR community

2016/17 Outcomes:

- ❖ ALARA began process to become a recipient of donations and bequests (process continues and an announcement will be made later in 2017)
- ❖ ALARA began discussions with an organisation about recognition of a training program as a means to gain income (these discussions continue and an announcement will be made in 2017/18)
- ❖ ALARA commenced developing a Fellowship (Membership Levels) program (the program was announced in July 2017)

➤ Strategic Plan (2)

- 2) ALARA allows organisations with Action Learning / Action Research interests to utilise ALARA's reputation to develop new ideas, new activities and potentially increase membership and the recognition of ALARA

2016/17 Outcomes:

- ❖ The 2016 Learning for Change and Innovation World Congress in Adelaide was conducted on 7-9 November 2016 with the Global Centre for Work-Applied Learning (GCWAL)
- ❖ ALARA negotiated the commencement of a Chapter in Norwich University (the Chapter was announced in June 2017)
- ❖ ALARA negotiated an agreement with Norwich University to hold the 2018 World Congress at Norwich in Vermont USA (the Congress was announced in June 2017)
- ❖ ALARA was a sponsor of the ARNA conference in Cartagena in June 2017

➤ **Strategic Plan (3)**

- 3) The Management Committee provides guidance on how an organisation might propose a strategic alliance.

2016/17 Outcomes:

- ❖ ALARA continues to support organisations with the hope of future alliances, such as the work by the International Vice-President in Ghana (see his report later) and discussions with CARN about a joint conference, both of which are progressing in 2017/18

PART 2: PRESIDENTS' REPORTS

- » This part includes the reports of the President, Colin Bradley, and International Vice President, Emmanuel Tetteh

Goals for This Year

- **Conduct the Congress with GCWAL – Adelaide, November 2016**
A joint arrangement with Global Centre for Work-Applied Learning – *Learning for Change and Innovation World Congress* in Adelaide, November 2016, which was well-received, but not well attended, resulting in a large loss for both organisations
- **Prepare for Australasian Conference 2017**
A co-host could not be identified – see Australasian Vice-President's report
- **Redevelop the Website and increase social media content**
New website, with significantly improved look and which is much easier to control, launched in March 2017; and the numbers of people using ALARA social media continues to grow – see Web Services report
- **Reinforce Financial Stability**
A very large loss, with the Congress (\$7,700) and website (\$5,500) being main contributors – see Treasurer's report
- **Grow membership**
Membership numbers not growing, so began development of new Membership Levels (announced July 2017)

2b) Australasian VP's Report

No-one nominated for the Australasian Vice-President last year.

- ALARA joined with GCWAL to conduct the Learning for Change and Innovation World Congress in Adelaide South Australia on 7-9 November.
- Many months of discussions with several people in Darwin in an attempt to conduct a conference focussed on Indigenous Action Research did not produce the desired outcome, and for the first time in over 20 years, ALARA is not holding an annual conference / congress in 2017. This lack of an event will have a considerable impact on ALARA's finances for 2017/18.
- The Brisbane group continued to hold successful Conversations throughout the year

2c) International VP's Report

- **Establishing international connections for ALARA**
- **The following outlines the provision of support for marketing planning, policies and processes made by Dr. Emmanuel Tetteh**
 - Based on the approved future strategic directions for 2014 – 2020, I continued with the several follow-up efforts on the official invitations sent to Dr. Rosemarie Pelletier of Norwich University and Dr. Brian Jennings of Ghana Christian University College for strategic alliances with ALARA
 - Having had several meetings coupled with a face-to-face meeting with Dr. Rosemarie Pelletier about the logics and plans for starting ALARA Chapter at Norwich University, on 19 May 2017, a Memorandum of Understanding (MOU) was finally signed and announced to the ALARA membership
 - Having been engaged in an ongoing discussion with Dr. Pelletier and Dean's approval for Norwich University (NU) to host the ALARA 2018 World Congress in June, the NU WC MOU was finally also signed and first announced 19 June 2017
 - Currently, ALARA's President, Colin Bradley and I are working closely with Dr. Rosemarie Pelletier in planning for the ALARA 2018 World Congress to be held at Norwich University in Vermont USA, on 17 - 20 June 2018
 - To advance ALARA's marketing efforts, activities, and preliminary steps toward the establishment of ALARA Chapter in Ghana, I traveled at my own expense to Ghana to meet with the Steering Committee and develop logic plans for the ALARA Chapter in Ghana from December 27, 2016, to January 18, 2017
 - There is an ongoing discussion with Dr. Brian Jennings of Ghana Christian University College (GCUC) and Dr. Augustine Tawiah of the Ministry of Education of the Republic of Ghana for a tentative plan to return to Ghana in October or November this year (2017) to facilitate a workshop session in advancement and establishment of the ALARA Chapter in Ghana.



2c) International VP's Report

Establishing international connections for ALARA... cont'd

- Other possible local ALARA activities in Ghana under discussion include professional events, ALAR coaching, facilitator training, program endorsement, support for ALAR certification prospects, etc.
- Have also started a preliminary discussion for local ALARA Chapter and activities in Trinidad and Tobago, the West Indies
- Worked with Colin and Lonnie Rowell for the ARNA Conference in Cartagena for which I served as ALARA representative on the Global Assembly Planning Group for the ARNA Conference in Cartagena.
- I traveled to Cartagena, Colombia, participated and presented a report at the 5th Action Research Network of the Americas (ARNA) Conference & 1st Global Assembly for Knowledge Democracy, and promoted the ALARA 2018 World Congress.
- Currently also planning to travel to Rethymno, Greece to participate in CARN 2017 Conference, and to present a seminar and a round table workshop on AL/AR models for participatory data collection, as well as to promote the ALARA 2018 World Congress
- Continuing to work with Colin, John, and Gina on proposals for ALAR Journal classification direction
- Initiating and promoting marketing strategies for recruitment of prospective ALARA members across Tertiary institutions in the USA
- Initiating and advancing marketing strategies to increase faculty and students participation in ALARA Tertiary Education Community on LinkedIn
- Initiating and promoting the interests and increased participations of faculty, students, and ALAR practitioners across the USA for ALARA membership and participation in ALARA related activities

PART 3: WORKING GROUPS



Includes:

3a) Web Services

3b) Publications

3c) Membership and Marketing

3d) Streams



3a) Web Services

www.alarassociation.org

ALARA on Facebook, Twitter, LinkedIn, Google+ and YouTube

Achievements

- New website launched March 2017, which is much cleaner, has greater capabilities than the former site, and the code is controlled by ALARA
- Facebook group grows – 460+ members by end of June 2017
- Twitter account has 200+ followers (by June 2017)
- Google+ and YouTube accounts also available
- Student LinkedIn group – Tertiary Education Community – continues to grow – over 160 members
- Journal on Open Journal System allowing member access to full articles, and community access to abstracts

Challenges

- Looking for new, interesting material to place on new site, as it will accept videos, pictures and other attention-grabbing items
- Social media sites will benefit from greater involvement by members and broader AL / AR community

3b) Publications

World Congress Proceedings 2015

- In pre-publication – Released in August 2017

Journals

- Volume 22, No 1 published but no No 2.
- Vol 23 No 1 and 2 – No 1 published in June and No 2 planned for October 2017
- New Managing Editor required

EBSCO and Informit

- Journals available, with access to Informit via website

Editorial Panels

- Growing, but more volunteers welcomed

Fortnightly Emails

- Sent 24 times, with 10+ items of news from ALARA and other organisations

Monographs

- One Monograph published
- Seeking submissions
- New Editor required


Print-on-Demand through Sydney Uni Press

- Journals, Monographs and World Congress Proceedings

editor@alarassociation.org

<http://www.alarassociation.org/publications>

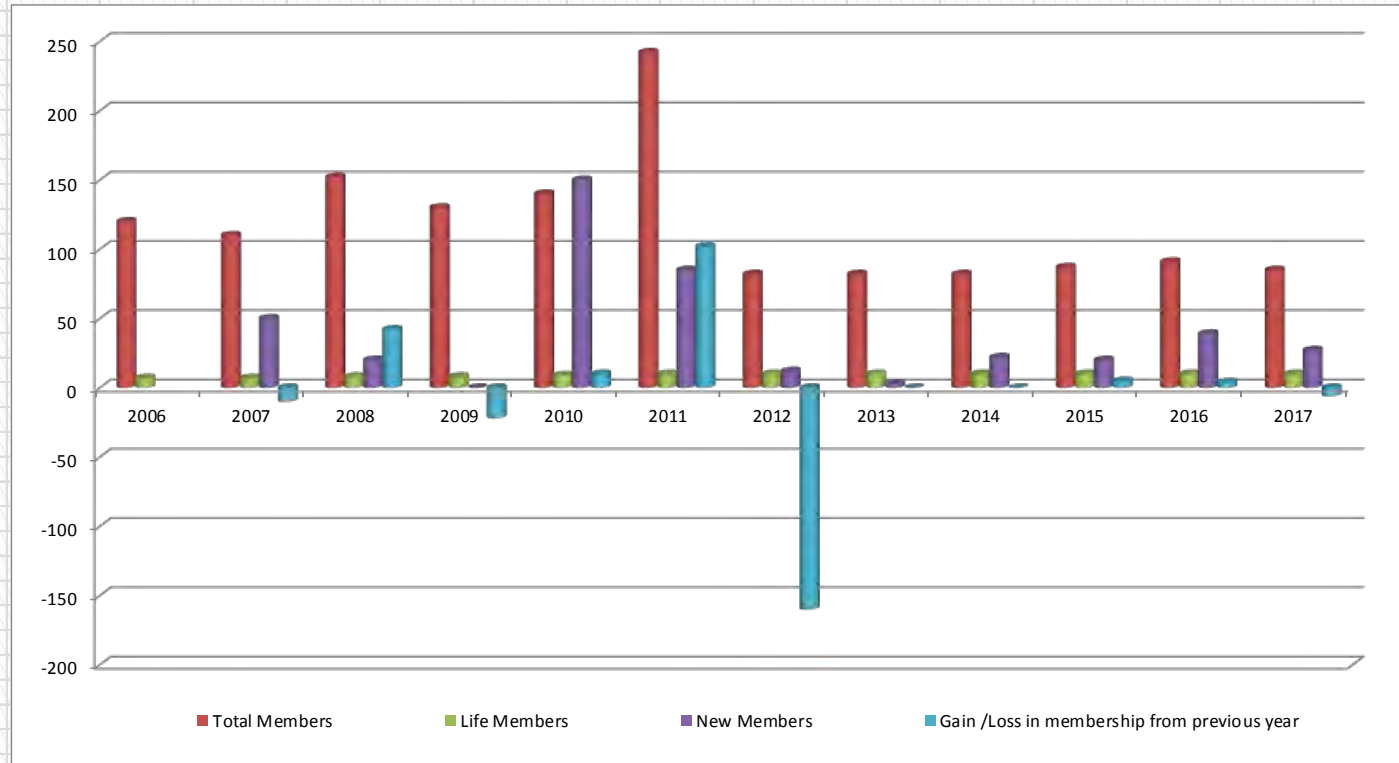
- **Additional activities undertaken by Gina Blackberry as Publications Coordinator**
 - In the absence of a volunteer, Colin Bradley kindly assumed the role of Editor for ALARj. One issue of the Journal and one Monograph have been published in the ALARA financial year (with another issue of the Journal published in June 2017).
 - Investigations into the feasibility of rebranding the existing journal continue. The focus of these discussions is on strengthening the existing journal to enhance the existing practitioner focus and strengthen it's academic profile.
 - Another focus of these conversations is: 1) the restructure of a new Journal Board and editorial team aimed at creating a more distributed workload; and 2) investigating possibilities with a new publisher.
 - The sub-committee investigating these options is keen to know who our ALARA members are and what they want in regards to a rebranded Journal.



3c) Membership and Marketing

ALARA Membership

Year	2006	2007	2008	2009	2010	2011	2012	2013	2014	2015	2016	2017	2018
Total Members	120	110	152	130	140	242	82	82	82	87	91	85	
Life Members	7	7	8	8	9	10	10	10	10	10	10	10	
New Members		50	20	0	150	85	12	3	22	20	39	27	
Gain /Loss in membership from previous year		-10	42	-22	10	102	-160	0	0	5	4	-6	



ALARA Membership Income

ALARA	2003	2004	2005	2006	2007	2008	2009	2010	2011	2012	2013	2014	2015	2016	2017	2018
Membership Income	10,181	9,304	8,945	8,812	7,278	12,035	10,920	10,451	24,510	13,399	9,134	7,738	11,424	8,177	7,049	

3d) Streams

- Streams Co-ordinator, Tome Mapotse, invited those interested in an Education network to contact him – only a small response
- Tome to develop network in South Africa / Africa and invite others to join
- There is also a clear need for networking amongst those doing their theses in Action Research, and the ALARA Tertiary Education Community group in Linked In is one avenue to develop that network

PART 4: Treasurer's Report



- 4a) Statement of income and expenditure
- 4b) Balance sheet as at 31 March 2017
- 4c) Balance sheet history 2005 to 2017
- 4d) Balance sheet history, Income & Expenditure comparison
- 4e) Balance sheet history, Income and Expenditure totals



Treasurer's Report

Statement of Income and Expenditure Year ending 31 March 2017

	2017	2016
Income		
Conferences* net income	\$1,164.93	\$0.00
World Congress	-480.30	12,346.77
Interest	890.69	1,417.45
Membership Fees	7,048.91	8,177.65
Local events	326.70	251.99
Other	248.08	796.00
Total	9,199.01	22,989.86
Expenditure		
ALAR Journal	1,310.77	1,456.34
Administration	10,218.98	12,579.10
Email/internet account	397.98	370.70
Audit Fees	960.00	940.00
Bank and PayPal fees	183.51	278.58
Equipment	0.00	0.00
Web design / development	5,575.00	4,000.00
Insurance	1,768.65	1,763.65
Sponsorship	1,130.67	0.00
Printing, postage, stationary	135.45	94.10
PO Box / mail fward / courie	112.73	251.75
Registration / licences	51.70	48.25
Advertising	0.00	186.00
2016 Conference loss	7,721.03	0.00
Group Spaces	242.88	256.63
Web maintenance	200.00	890.97
Total	30,009.35	23,116.07
Net Deficit / Surplus	-20,810.34	-126.21



Treasurer's Report

Balance Sheet

as at 31 March 2017

	2017	2016
ASSETS		
Current Assets		
Cash at Bank	\$5,214.17	\$10,074.76
Term Deposit	40,535.76	34,987.87
Congress bank account	19.40	15,850.09
Venue deposits/seed funds	0.00	10,000.00
GST and BAS Refundable	67.11	281.83
Total Current	45,836.44	70,904.55
Non Current Assets		
Office Equipment	0.00	0.00
less Accum Depreciation	0.00	0.00
Total non-current	0.00	0.00
Total Assets	45,836.44	70,904.55
LIABILITIES		
Trade Creditors	1,499.97	3,553.34
GST Payable	0.00	0.00
Congress Sth Af provision	11,785.43	12,846.77
BAS payable	21.87	1.87
Conference SA profit share	0.00	1,164.93
Prepayments-M'ship, conf	0.00	0.00
Total Liabilities	13,307.27	17,565.04
Net Assets	32,529.17	53,339.51
Members funds		
Opening Accum Funds	53,339.51	53,465.72
Add Deficit / Surplus	-20,810.34	-126.21
TOTAL MEMBERS FUNDS	32,529.17	53,339.51



Treasurer's Report

Balance sheet history

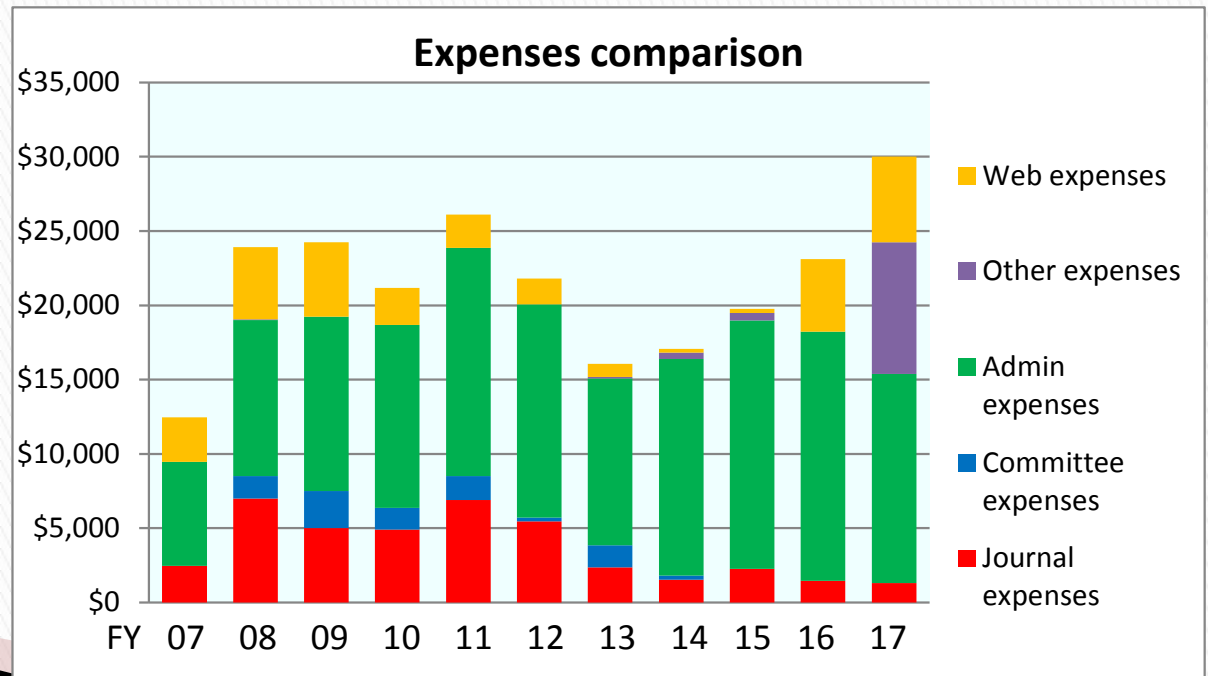
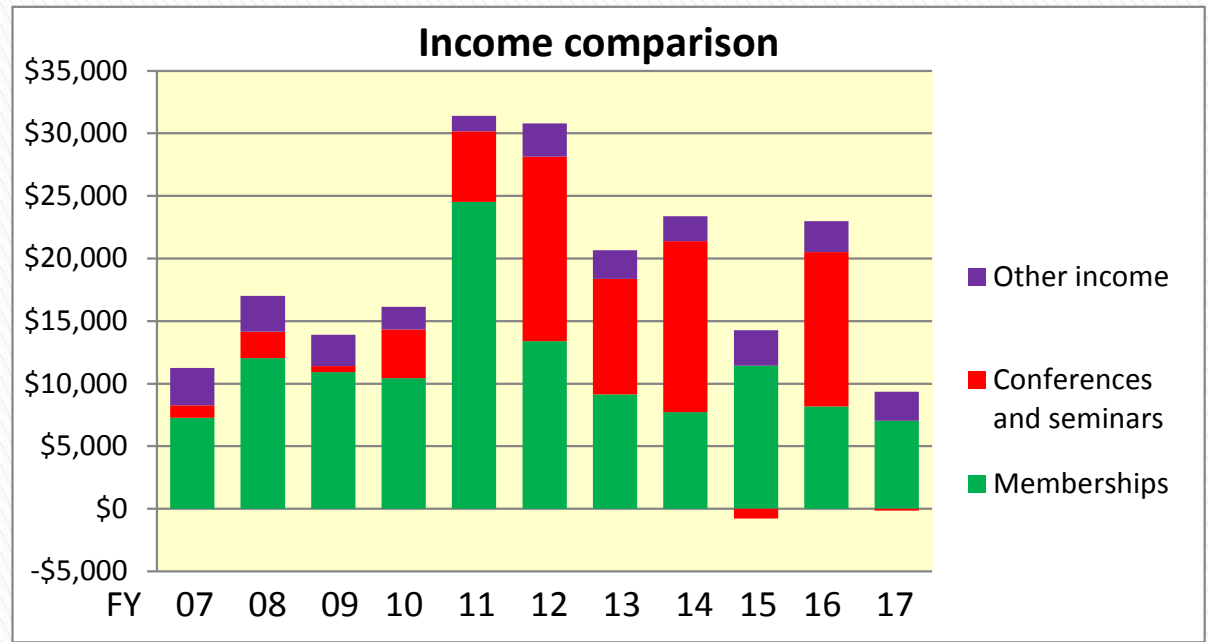
2007 to 2017

ALARA	2007	2008	2009	2010	2011	2012	2013	2014	2015	2016	2017
Memberships	7,278	12,035	10,920	10,451	24,510	13,399	9,134	7,738	11,424	8,177	7,048
Conferences and seminars	1,005	2,126	500	3,893	5,637	14,736	9,243	13,645	-771	12,346	-153
Other income	2,982	2,867	2,485	1,793	1,257	2,656	2,287	2,007	2,848	2,466	2,303
TOTAL INCOME	11,265	17,028	13,905	16,137	31,404	30,791	20,664	23,390	13,501	22,989	9,199
Journal expenses	2,476	6,997	5,000	4,918	6,889	5,465	2,367	1,529	2,261	1,456	1,310
Committee expenses	0	1,519	2,500	1,445	1,612	246	1,494	281	0	0	0
Admin expenses	6,980	10,483	11,745	12,306	15,363	14,367	11,222	14,574	16,717	16,770	14,071
Other expenses	0	58	0	0	0	0	108	442	499	0	8,851
Web expenses	3,012	4,852	5,000	2,498	2,235	1,715	884	252	275	4,890	5,775
TOTAL EXPENSES	12,468	23,909	24,245	21,167	26,099	21,793	16,075	17,078	19,752	23,116	30,009
NET INCOME	-1,203	-6,881	-10,340	-5,030	5,305	8,998	4,589	6,312	-6,251	-127	-20,810



Treasurer's Report

Balance sheet history 2007 to 2017





Treasurer's Report

Balance sheet history

2007 to 2017

