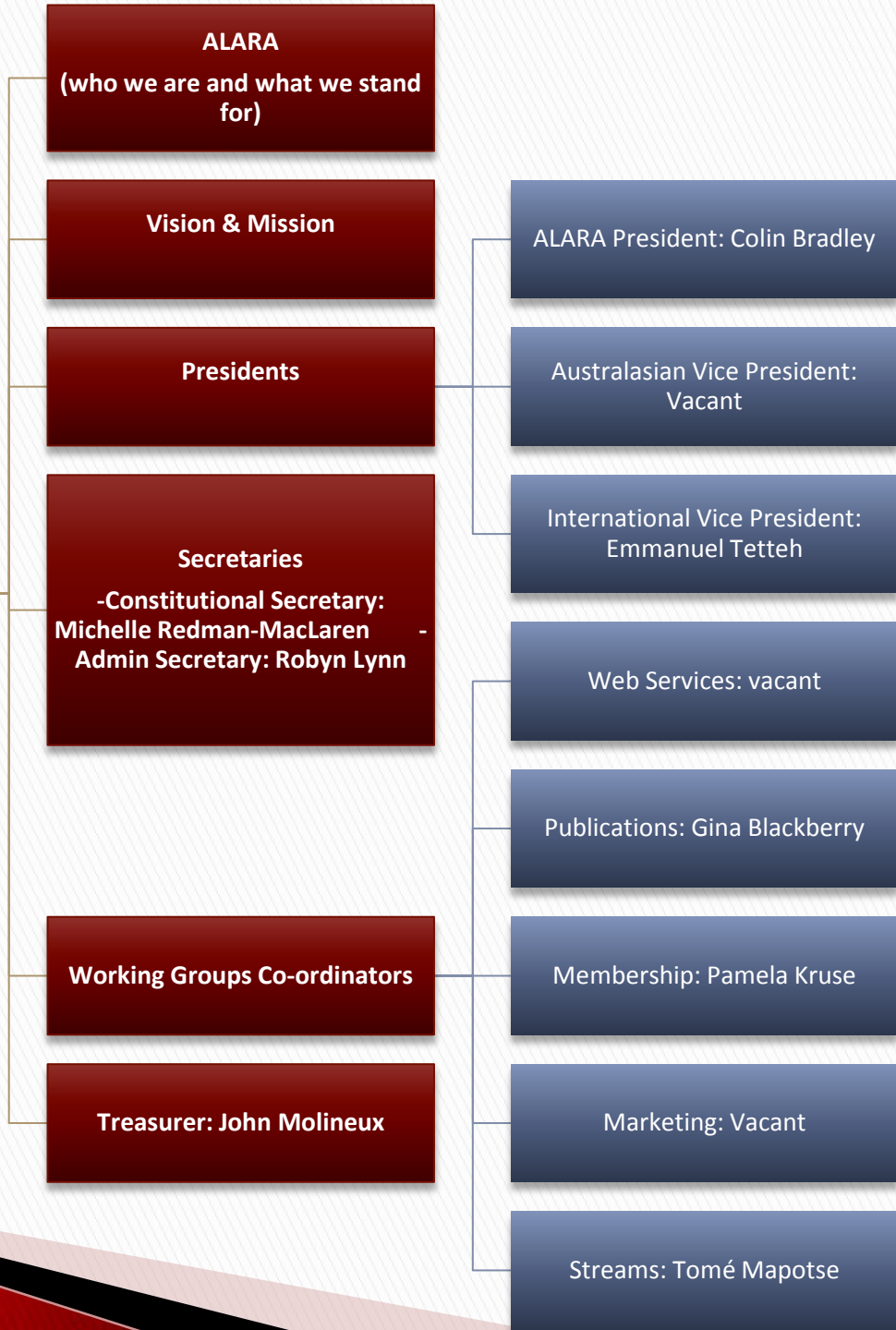




**Report to the
2016 Annual General Meeting
of
Action Learning, Action Research
Association Inc**

ALARA Management Committee

ALARA Organogram



Vision & Mission

(Who we are and What we stand for)

▶ Vision

ALARA's Vision is that action learning and action research will be widely used and publicly shared by individuals and groups creating local and global change for the achievement of a more equitable, just, joyful, productive, peaceful and sustainable society.

▶ Mission

ALARA's corporate Objective is to promote by all available means the scientific study, practice, research and teaching of Action Learning, Action Research and Process Management, and to bring together those of whatsoever professional discipline who are concerned with Action Learning, Action Research and Process Management

Report Structure

Part 1:
Overview of strategic achievements
ALARA Strategic Plan 2015-2020

Part 2:
Presidents Report

2a) Presidents report

2b) Australasian Vice President

2c) International Vice President

Part 3
Working Groups

3a) Web Services

3b) Publications

3c) Membership & Marketing

Part 4:
Treasurers Report

3d) Streams

PART 1: OVERVIEW OF ACHIEVEMENTS



Status report on ALARA Strategic
Plan 2015-2020

- **Strategic Plan, conducted during 2014, produced three key themes**
- 1) ALARA identifies one or more significant financial benefactors, who are willing to engage in strategic alliances or joint ventures to further ALARA's aims and grow its recognition and membership base within the AL / AR community
 - ❖ ALARA registered as a Charity with the Australian Charities and Not-for-profit Commission (ACNC)
 - ❖ Ideally, ALARA would become a potential recipient of donations and bequests
 - ❖ Financial benefactor not identified yet

➤ Strategic Plan (2)

2) ALARA allows organisations with Action Learning / Action Research interests to utilise ALARA's reputation to develop new ideas, new activities and potentially increase membership and the recognition of ALARA

- ❖ The 2015 World Congress, conducted on 4 – 7 November 2015 was a result of an agreement with North West University and National Research Foundation in South Africa
- ❖ The 2016 Learning for Change and Innovation World Congress in Adelaide, to be conducted on 7-9 November 2016 arose from an agreement with the Global Centre for Work-Applied Learning
- ❖ ALARA has created a fund for African AL/AR events, with other organisations arranging such events using seed funding from ALARA
- ❖ ALARA is in discussions with CARN and ARNA about future events

➤ **Strategic Plan (3)**

3) The Management Committee provides guidance on how an organisation might propose a strategic alliance.

- ❖ As mentioned last year, the Management Committee has released a document as a guidance on how an organisation might propose a strategic alliance
- ❖ ALARA also has draft agreements for Australasian and World events

ALARA continues to seek further opportunities to create alliances, such as the work by the International Vice-President in Ghana.

PART 2: PRESIDENTS REPORT

- » This part includes the reports of the President, Colin Bradley, and International Vice President, Emmanuel Tetteh

Goals for This Year

- **Conduct the World Congress – Pretoria South Africa 2015**
A very well received Congress, achieved through excellent work by Lesley Wood and her team
- **Prepare for Australasian Conference 2016**
A joint arrangement with Global Centre for Work-Applied Learning – *Learning for Change and Innovation World Congress* in Adelaide, November 2016
- **Redevelop the Website and increase social media content**
The ongoing problems with GroupSpaces led to the decision to create a new site, while the numbers of people using ALARA social media is increasing – see Web Services report
- **Reinforce Financial Stability**
A very small loss, but this includes \$4,000 spent on the new website – see Financial report
- **Grow membership**
Restructured membership fees and increased (slightly) the diversity of country of residence of members, but membership numbers growing only slightly

2b) Australasian VP's Report

No-one nominated for the Australasian Vice-President last year, and there was no Conference in Australasia during the ALARA financial year (as all effort was focused on the World Congress in South Africa).

- The Management Committee has been working with the Global Centre for Work-Applied Learning to present the Adelaide Australasian Conference – *Learning for Change and Innovation World Congress* in Adelaide South Australia on 7-9 November.
- Much work has been undertaken to establish an agreement with an organisation for a 2017 event, but no agreement has been reached at this time.
- The Brisbane group continued to hold successful Conversations throughout the year
- The working group established last year to 'review past and current conference experiences and draw out key learning's relating to the practical aspects of partnering, logistics, conference planning, management, reporting and accountability' is continuing.

2c) International VP's Report

➤ **Establishing international connections for ALARA**

- **The following outlines the provision of support for marketing planning, policies and processes made by Dr. Emmanuel Tetteh**
 - Based on the approved future strategic directions for 2014 – 2020, I had several follow-up on the official invitations sent to Dr. Rosemarie Pelletier of Norwich University, Dr. Brian Jennings of Ghana Christian University College, and Dr. John Darland and Dr. Jamie Barron of Capella University, USA for strategic alliances with ALARA, including in June 2016, discussions with Dr. Rosemarie Pelletier about the logics and plans for starting ALARA Chapter at Norwich University
 - I am engaging in an ongoing discussion with Dr. Pelletier and Dean's approval for Norwich University to host the ALARA 2018 World Congress in June
 - To advance ALARA's marketing efforts, activities, and preliminary steps toward the establishment of ALARA Chapter in Ghana, I traveled at my own expense to Ghana to facilitate ALARA Workshop from May 21 to June 9, 2016. The workshop was successful in that about 20 people have shown interest in forming the steering committee for the Chapter establishment.
 - There is an ongoing discussion with Dr. Brian Jennings of Ghana Christian University College (GCUC) and Dr. Augustine Tawiah of the Ministry of Education of the Republic of Ghana for a tentative plan to return to Ghana next year to oversee the establishment of the Chapter.
 - Other possible local ALARA activities in Ghana under discussion include professional events, ALAR coaching, facilitator training, program endorsement, support for ALAR certification prospects, etc.)



2c) International VP's Report

Establishing international connections for ALARA...continued

- Still working with Colin, John, and Gina on proposals for ALAR Journal classification direction. Subsequently I am developing preliminary draft proposals for ALAR Journal classifications
- Initiating and promoting marketing strategies for recruitment of prospective ALARA members across Tertiary institutions in the USA
- Initiating and advancing marketing strategies to increase faculty and students participation in ALARA Tertiary Education Community on LinkedIn
- Initiating and promoting the interests and increased participations of faculty, students, and ALAR practitioners across the USA for ALARA membership and participation in ALARA related activities
- Working with Colin and Lonnie Rowell for the proposed ARNA Conference in Cartagena, which is still under discussion by serving as ALARA representative on the Global Assembly Planning Group for the ARNA Conference in Cartagena.

PART 3: WORKING GROUPS



Includes:

3a) Web Services

3b) Publications

3c) Membership and Marketing

3d) Streams



3a) Web Services

www.alarassociation.org

**ALARA on Facebook, Twitter,
LinkedIn, Google+ and YouTube**

Achievements

- GroupSpaces site provides good communication to members, but is sometimes unreliable
- Facebook group grows – nearly 400 members by end of June 2016
- Twitter account has 150 members (by June 2016)
- Google+ and YouTube accounts also available
- Student LinkedIn group – Tertiary Education Community – continues to grow – over 160 members
- Journal on Open Journal System allowing member access to full articles, and community access to abstracts

Challenges

- The lack of support from GroupSpaces led to the Management Committee deciding to arrange the building of a new site
- The site has been built and is being populated and tested – to be made available to members by late this calendar year
- Social media sites will benefit from greater involvement by members and broader AL / AR community

3b) Publications

World Congress Proceedings 2010

- Available electronic and print-on-demand – 2015 in pre-publication

Journals

- Volume 21, Nos 1 and 2 published, and Vol 22 planned – but new Managing Editor required

EBSCO and Informit

- Journals available, with access to Informit via website

Editorial Panels

- Growing, but more volunteers welcomed

Fortnightly

Emails

- Sent 25 times, with 10+ items of news from ALARA and other organisations

Monographs

- New Editor seeking submissions

Print-on-Demand through Sydney Uni Press

- Journals, Monographs and World Congress Proceedings

editor@alarassociation.org

<http://www.alarassociation.org/publications>

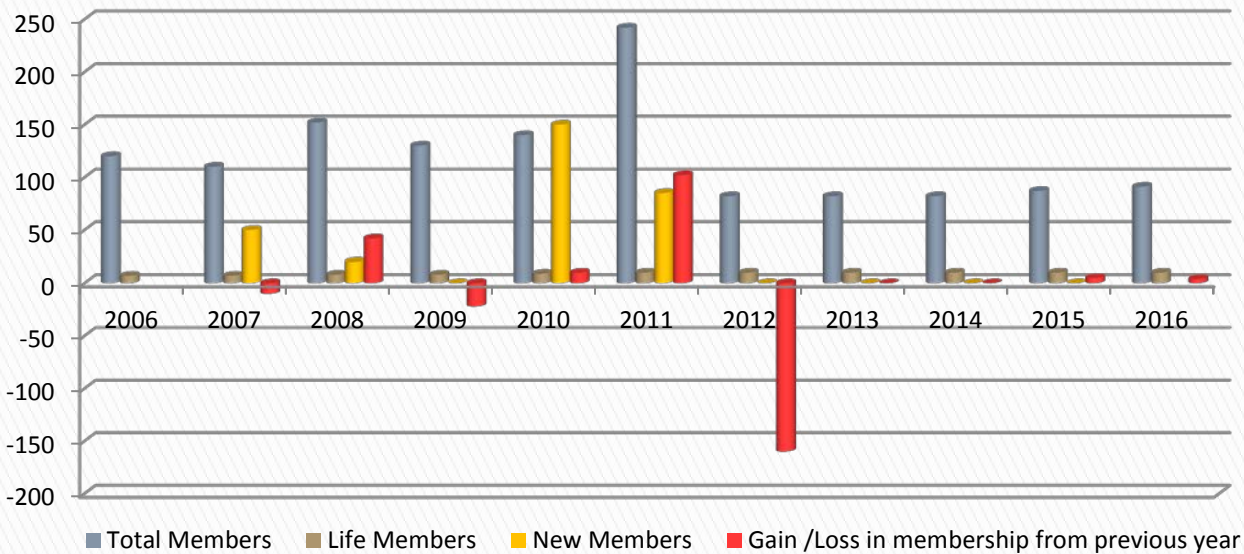
▶ Additional activities undertaken by Gina Blackberry as Publications Co-ordinator

- Susan Goff indicated her intention to step down from position of Managing Editor of ALARA publications after five years (and four years as President). The Management Committee thanks Susan for her many years of service to the ALARA community.
- No replacement for Susan has been found, and interested parties are encouraged to contact ALARA.
- Following the development of a proposal to restructure the ALARA journal, a sub committee was formed (Colin Bradley, John Molineux, Emmanuel Tetteh and Gina Blackberry) to investigate the feasibility of moving the production of the journal to another source, such as UTS Press. Conversations are ongoing with costings and working agreements currently being sought.

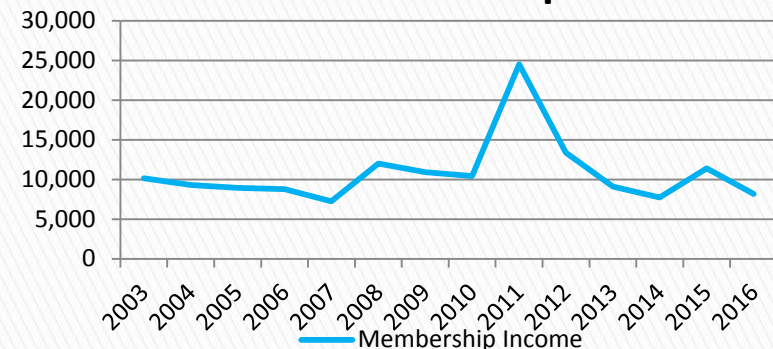


3c) Membership and Marketing

Year	2006	2007	2008	2009	2010	2011	2012	2013	2014	2015	2016
Total Members	120	110	152	130	140	242	82	82	82	87	91
Life Members	7	7	8	8	9	10	10	10	10	10	10



Membership Income



- **Melbourne Action Learning and Action Research** contact details: Jill Sanguinetti, Jill.Sanguinetti@vu.edu.au
- **Sydney** ALARA network contact details: Susan Goff, susan.g@cultureshift.com.au
- **Cairns** ALARA network contact details: Robyn Lynn, secretary@alarassociaion.org; Michelle Redman-MacLaren, m.redman@cqu.edu.au
- **Brisbane** ALARA contact details: Pam Kruse, pamela.kruse@bigpond.com
- **Perth** ALARA contact details: Margaret O'Connell, margoconnell@gmail.com
- **Adelaide Action Learning and Action Research** contact details: Janet Kelly, janet.kelly@flinders.edu.au
- **Indigenous Action Research and Action Learning** contact: Michael Wright, michaelw@ichr.uwa.edu.au
- **Asia Pacific Action Research and Action Learning** contact: Amoy Ong, aymong@aol.com
- **UK and Europe Action Research and Action Learning** contact: Marian Naidoo, marian@naidoo.org.uk

PART 4: Treasurers Report



- 4a) Statement of income and expenditure
- 4b) Balance sheet as at 31 March 2016
- 4c) Balance sheet history 2006 to 2016
- 4d) Balance sheet history, Income & Expenditure comparison
- 4e) Balance sheet history, Income and Expenditure totals



Treasurer's Report

Statement of Income and Expenditure Year ending 31 March 2016

*Conferences, seminars	2015/16
2015 conference Income	91,655.05
2015 conference Expenses	66,961.51
Surplus	24,693.54
Shared income 50%	12,346.77

	2016	2015
Income		
Conferences* net income	0.00	-770.99
World Congress	12,346.77	0.00
Interest	1,417.45	1,951.33
Membership Fees	8,177.65	11,424.04
Local events	251.99	697.10
Other	796.00	200.06
Total	22,989.86	13,501.54
Expenditure		
ALAR Journal	1,456.34	2,261.46
Administration	12,579.10	12,968.44
Email/internet account	370.70	242.74
Audit Fees	940.00	910.00
Bank and PayPal fees	278.58	286.57
Equipment	0.00	85.45
Web design / development	4,000.00	0.00
Insurance	1,763.65	1,763.65
Mgt Committee costs	0.00	0.00
Printing, postage, stationary	94.10	7.09
PO Box / mail fward / courie	251.75	248.25
Registration / licences	48.25	48.25
Advertising	186.00	414.32
World Congress Journal	0.00	0.00
Group Spaces	256.63	241.45
Web maintenance	890.97	275.00
Total	23,116.07	19,752.67
Net Deficit / Surplus	-126.21	-6,251.13



Treasurer's Report

Balance Sheet

as at 31 March 2016

	2016	2015
ASSETS		
Current Assets		
Cash at Bank	10,074.76	4,733.81
Term Deposit	34,987.87	54,041.34
Congress bank account	15,850.09	0.00
Venue deposits/seed funds	10,000.00	2,314.69
GST and BAS Refundable	281.83	252.08
Total Current	70,904.55	61,357.67
Non Current Assets		
Office Equipment	0.00	0.00
less Accum Depreciation	0.00	0.00
Total non-current	0.00	0.00
Total Assets	70,904.55	61,357.67
LIABILITIES		
Trade Creditors	3,553.34	4,933.02
GST Payable	0.00	0.00
Congress Sth Af provision	12,846.77	0.00
BAS payable	0.00	249.00
Conference SA profit share	1,164.93	1,164.93
Prepayments-M'ship, conf	0.00	1,545.00
Total Liabilities	17,565.04	7,891.95
Net Assets	53,339.51	53,465.72
Members funds		
Opening Accum Funds	53,465.72	59,716.85
Add Deficit / Surplus	-126.21	-6,251.13
TOTAL MEMBERS FUNDS	53,339.51	53,465.72



Treasurer's Report

Balance sheet history

2006 to 2016

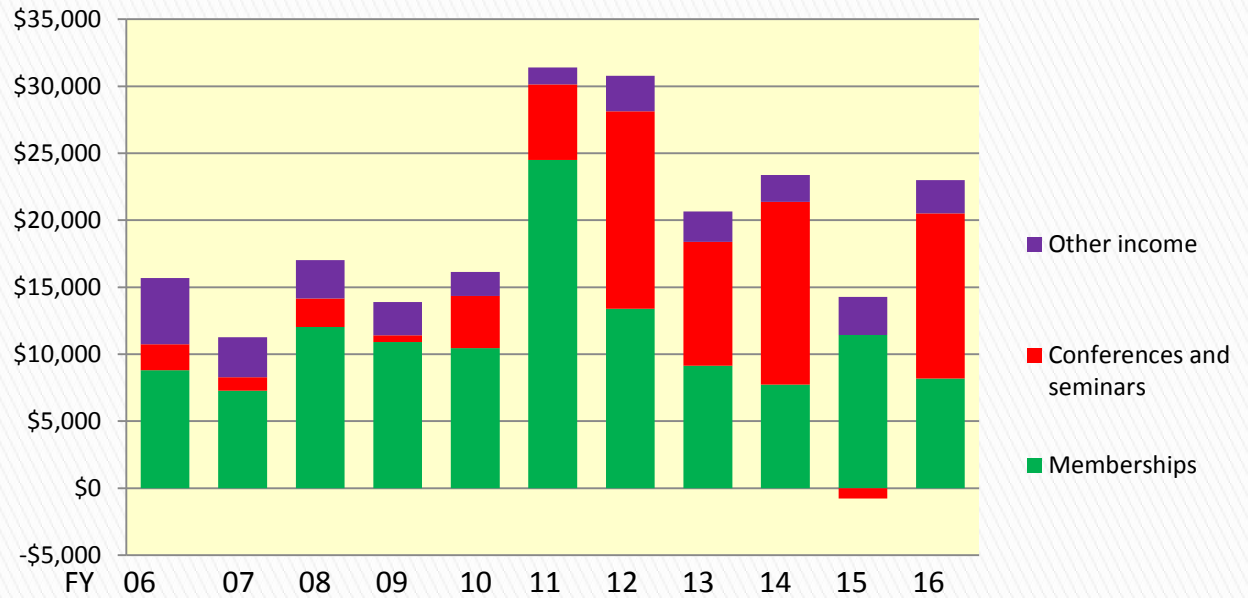
ALARA	2006	2007	2008	2009	2010	2011	2012	2013	2014	2015	2016
Memberships	8,812	7,278	12,035	10,920	10,451	24,510	13,399	9,134	7,738	11,424	8,177
Conferences and seminars	1,936	1,005	2,126	500	3,893	5,637	14,736	9,243	13,645	-771	12,346
Other income	4,947	2,982	2,867	2,485	1,793	1,257	2,656	2,287	2,007	2,848	2,466
TOTAL INCOME	15,695	11,265	17,028	13,905	16,137	31,404	30,791	20,664	23,390	13,501	22,989
Journal expenses	6,614	2,476	6,997	5,000	4,918	6,889	5,465	2,367	1,529	2,261	1,456
Committee expenses	3,820	0	1,519	2,500	1,445	1,612	246	1,494	281	0	0
Admin expenses	9,648	6,980	10,483	11,745	12,306	15,363	14,367	11,222	14,574	16,717	16,770
Other expenses	1,152	0	58	0	0	0	0	108	442	499	0
Web expenses	1,747	3,012	4,852	5,000	2,498	2,235	1,715	884	252	275	4,890
TOTAL EXPENSES	22,981	12,468	23,909	24,245	21,167	26,099	21,793	16,075	17,078	19,752	23,116
NET INCOME	-7,286	-1,203	-6,881	-10,340	-5,030	5,305	8,998	4,589	6,312	-6,251	-127



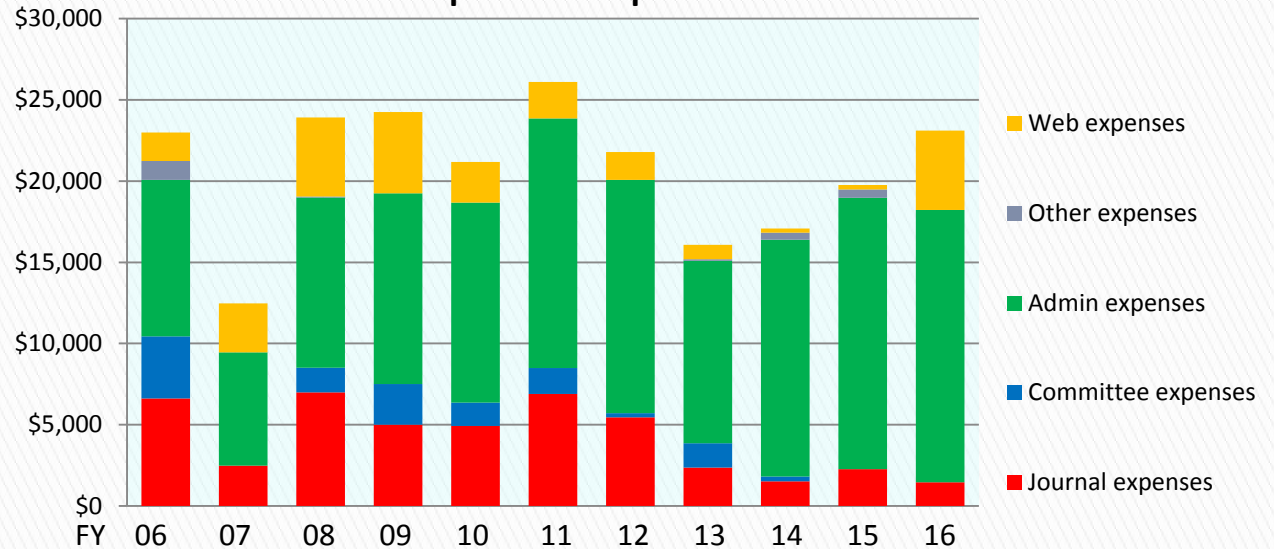
Treasurer's Report

Balance sheet history 2006 to 2016

Income comparison



Expenses comparison





Treasurer's Report

Balance sheet history

2006 to 2016

Income and Expenses

